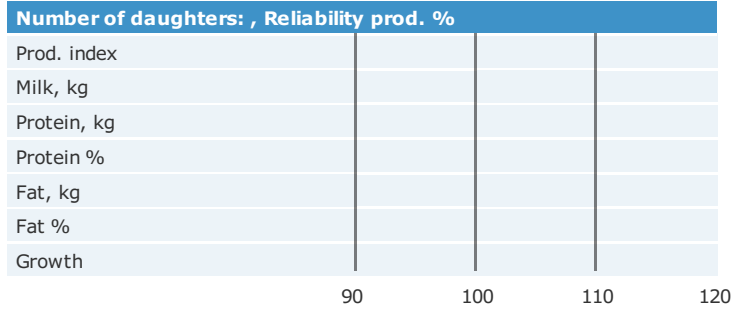
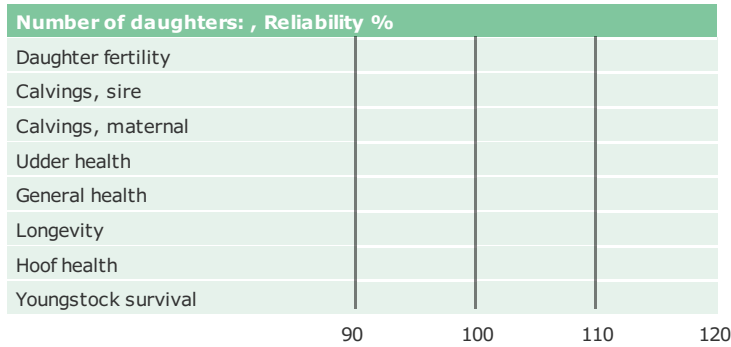


Born: 06-02-2014  
Style P x Snowman x P Shottle

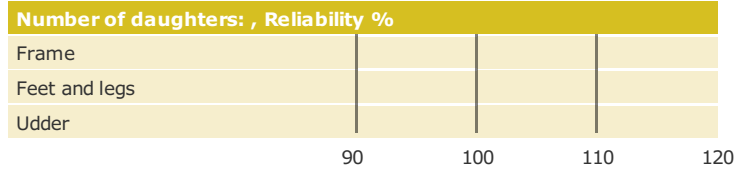
**PRODUCTION TRAITS**



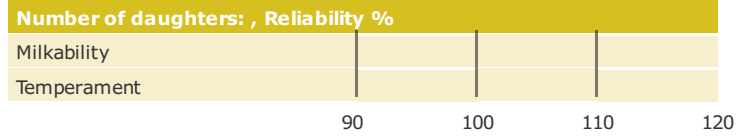
**HEALTH TRAITS**



**CONFORMATION TRAITS**



**FUNCTIONAL TRAITS**



**CONFORMATION TRAITS**

Trait	Quality	Value
Stature	low	~105
Dairy form	coarse	~105
Chest width	narrow	~105
Body depth	shallow	~105
Rump width	narrow pins	~105
Rump angle	high pins	~105
Top line	weak	~105
Rear legs, side view	straight	~105
Rear legs, rear view	toes out	~105
Foot angle	low	~105
Bone quality	coarse	~105
Hock quality	filled	~105
Fore udder attachment	loose	~105
Rear udder height	low	~105
Rear udder width	narrow	~105
Suspensory ligament	weak	~105
Udder depth	deep	~105
Udder balance	deep rear udder	~105
Teat length	short	~105
Teat thickness	thin	~105
Front teat placement	wide	~105
Rear teat placement	wide	~105

[NTM Guide](#) [Genetic Info Guide](#)

aAa:                      Kappa Casein:                      Beta Casein:                      Polled: POC

Genetic Information: BYF CVF BLF S

Breeder: , USA  
Breeding values are estimated: 02-04-2019